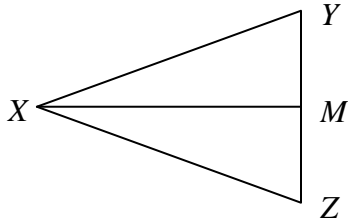


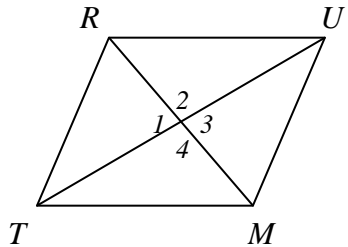
Marking Midpoints, Bisectors and Perpendicular Bisectors
PART 1

- a) Draw and label the part of picture that the given refers to.
- b) Mark both pictures with the given.
- c) Write the parts that are made congruent by what is given.

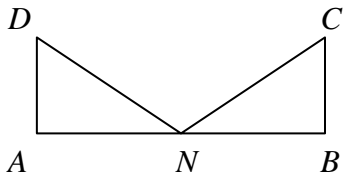
1. Given: \overline{XM} bisects $\angle ZXY$.



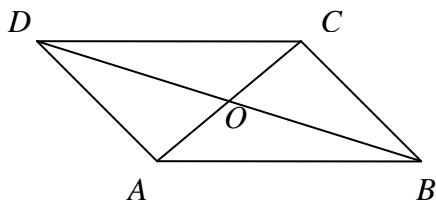
2. Given: $\overline{RM} \perp \overline{TU}$



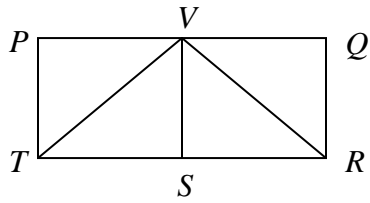
3. Given: N is the midpoint of \overline{AB} .



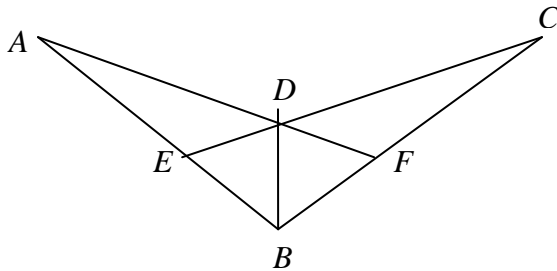
4. Given: \overline{AC} and \overline{BD} bisect each other.



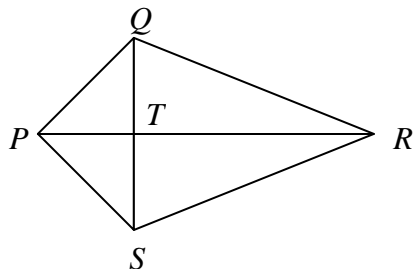
5. Given: \overline{SV} is the perpendicular bisector of \overline{PQ} .



6. Given: \overline{DB} bisects $\angle EDF$.



7. Given: T is the midpoint of \overline{QS} .



8. Given: \overline{KM} is the perpendicular bisector of \overline{JL} .

